

Florence County 211 Traffic Overview



Total Calls
149
+77%*



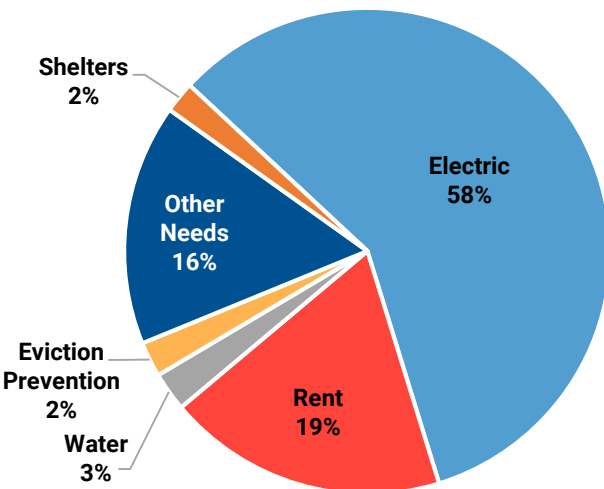
Total Referrals
378
+142%*



Website Visits
11,127**
+40%*

Florence County Needs

Based on Oct 2020 referrals



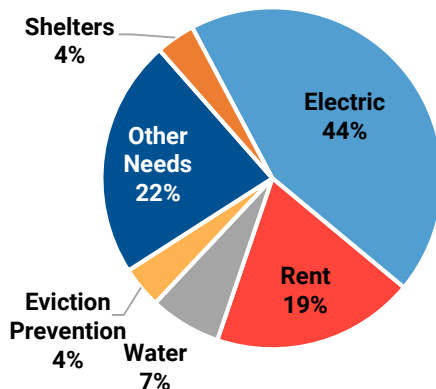
Top 10 Needs

Referrals

Electric Assistance	225
Rent Assistance	72
Water Assistance	10
Eviction Prevention	9
Shelters	8
Mortgage Assistance	5
Housing Search	5
Medical Expense Assistance	4
Gas Service Assistance	3
Food Pantries	3
Other Needs	5

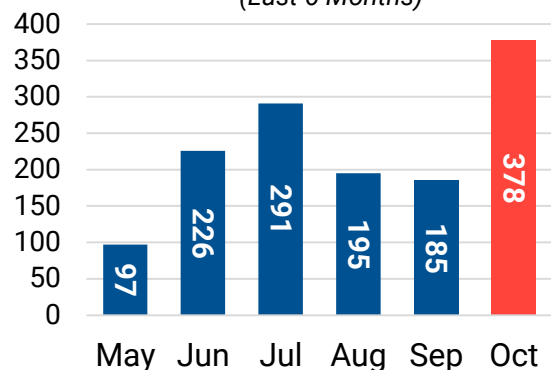
SC Statewide Needs

Based on Oct 2020 referrals



Florence Co. Referrals


(Last 6 Months)



* Compared to previous year, same period

**SC statewide total

Florence County 211 Demographic Overview



Age

Average Age: 44 years

Age Range: 20-92 years

Gender	Callers	%
Female	91	61%
Male	20	13%
Not Provided	38	26%

Ethnicity	Callers	%
Black/African American	53	36%
White	16	11%
Not Provided	80	54%

Household Composition	Callers	%
Single Female	49	33%
Single Female with Children	32	21%
Single Male	11	7%
Couple with children	7	5%
Couple without children	4	3%
Single Male with Children	2	1%
Not Provided	44	30%

Education	Callers	%
GED/Highschool	83	56%
Less than GED/High School	10	7%
Some college	5	3%
Bachelor's degree or higher	2	1%
Associate's degree	1	1%
Not Provided	48	32%

Income Brackets	Callers	%
\$0-\$14,999	94	63%
\$15,000-\$24,999	7	5%
\$25,000-\$34,999	3	2%
\$35,000-\$49,999	1	1%
Not Provided	44	30%

Employment Status	Callers	%
Employed - Full Time	35	23%
Disabled	29	19%
Unemployed	27	18%
Employed - Part-time	8	5%
Retired	5	3%
Not Provided	45	30%

Florence County Top Providers and Cities



Top Housing Providers	Referrals
Lighthouse Ministries	22
The Salvation Army - Pee Dee Region	19
Pee Dee Community Action Partnership	17
Shelter and Nutrition for All Children	10
ECHO COVID-19 Rental Assistance	7
Darlington County CAA	5



Top Utility Providers	Referrals
Lighthouse Ministries	83
Pee Dee Community Action Partnership	81
Shelter and Nutrition for All Children	37
The Salvation Army - Pee Dee Region	22
Darlington County CAA	15



Top Food Providers	Referrals
Crossover Community Church	1
Greenwood Baptist Church	1
Pee Dee Area Agency on Aging	1
Senior Citizens Association	1
Willie & Betsy Bradford Food Pantry	1



Cities	Calls	Referrals
Florence	101	267
Lake City	16	34
Johnsonville	10	25
Scranton	8	6
Timmons ville	6	28
Pamplico	4	8
Coward	2	4
Olanta	2	6

Florence County Zip Code Breakdown

Zip Code	Electric	Rent	Other Needs	Water	Eviction Prevention	Shelters	Housing Search	Mortgage	Medical Expense	Grand Total
29506	74	22	11	3	2	4	1		2	119
29501	53	25	13	5	6	4	1	2		109
29505	21	4	4				3	3		35
29560	23	6	5							34
29161	17	9		2						28
29555	20	4	1							25
29583		2	3		1				2	8
29591	4		2							6
29114	6									6
29530	4									4
29504	3									3
29502			1							1
Grand Total	225	72	40	10	9	8	5	5	4	378

