

## Florence County 211 Traffic Overview



**Total Calls**

**95**

**+23%\***



**Total Referrals**

**165**

**-7%\***



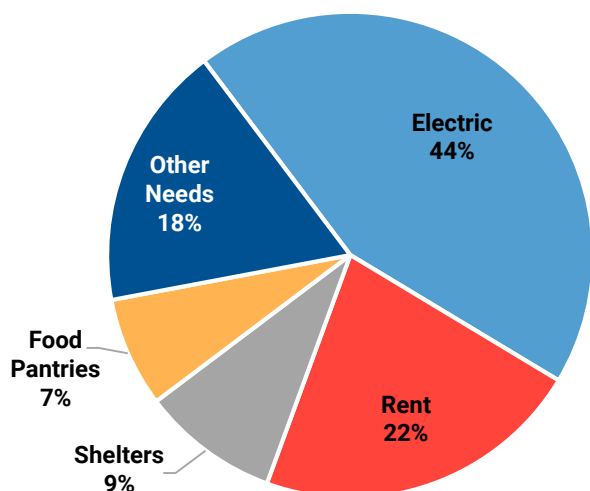
**Website Visits**

**8,375\*\***

**-7%\***

### Florence County Needs

*Based on Feb 2021 referrals*



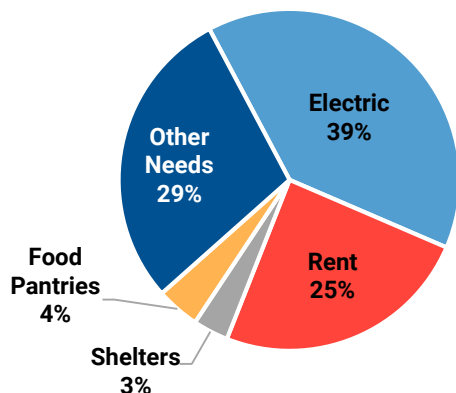
### Top 10 Needs

### Referrals

Electric Assistance	72
Rent Assistance	36
Shelters	15
Food Pantries	12
Prescription Assistance	4
Eye Care	3
Public Housing	2
Ramp Construction Services	2
Gas Assistance	2
Recovery Home	2
Other Needs	15

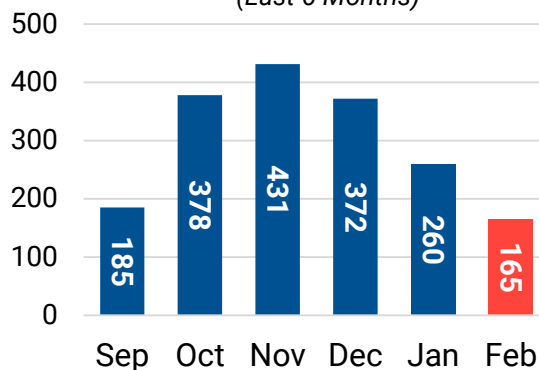
### SC Statewide Needs

*Based on Feb 2021 referrals*



### Florence Co. Referrals

*(Last 6 Months)*



\* Compared to previous year, same period

\*\*SC statewide total

## Florence County 211 Demographic Overview



### Age

Average Age: 47 years

Age Range: 22 - 82 years

### Gender

	Callers	%
Female	44	46%
Male	10	11%
Not Provided	41	43%

### Ethnicity

	Callers	%
Black/African American	31	33%
White	3	3%
Not Provided	61	64%

### Household Composition

	Callers	%
Single Female with Children	16	17%
Single Female	11	12%
Couple with children	6	6%
Grandparent with children	6	6%
Single Male	5	5%
Couple without children	2	2%
Not Provided	49	52%

### Education

	Callers	%
GED/Highschool	32	34%
Some college	8	8%
Less than GED/High School	6	6%
Associate's degree	4	4%
Bachelor's degree or higher	2	2%
Not Provided	43	45%

### Income Brackets

	Callers	%
\$1-\$14,999	32	34%
\$15,000-\$24,999	9	9%
No Income	9	9%
\$25,000-\$34,999	3	3%
Not Provided	42	44%

### Employment Status

	Callers	%
Disabled	17	18%
Employed - Full Time	14	15%
Unemployed	14	15%
Employed - Part-time	6	6%
Retired	3	3%
Not Provided	41	43%

## Florence County Top Providers and Cities



<b>Top Housing Providers</b>	<b>Referrals</b>
Lighthouse Ministries	13
The Salvation Army of the Pee Dee	11
Pee Dee Community Action Partnership	10
ECHO COVID-19 Rental Assistance	5
Courtney McGinnis Graham Shelter	4
Resurrection Restoration Center	4



<b>Top Utility Providers</b>	<b>Referrals</b>
Lighthouse Ministries	34
Pee Dee Community Action Partnership	24
Shelter and Nutrition for All Children	9
The Salvation Army of the Pee Dee	5
Pee Dee Community Action Partnership	4



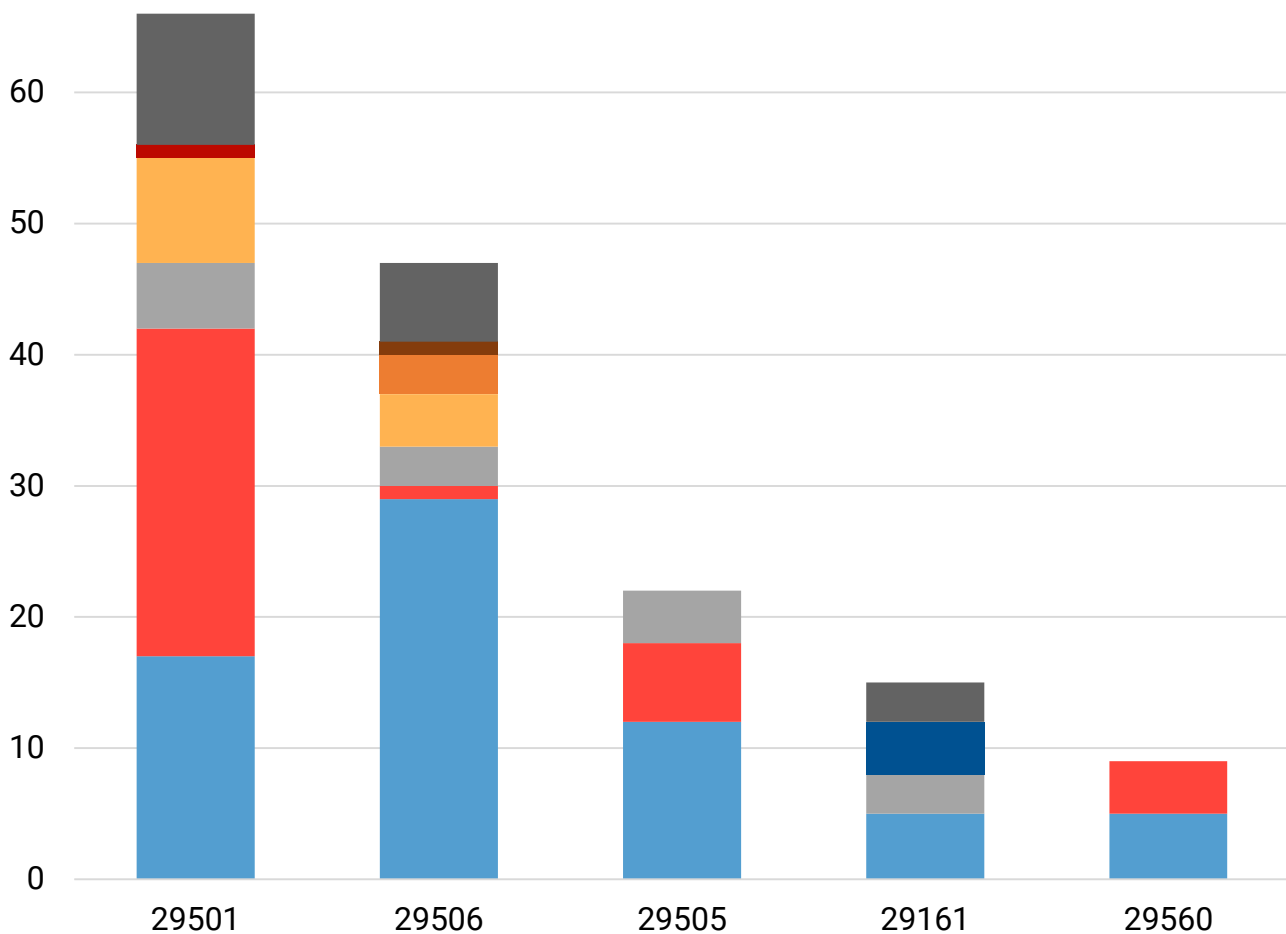
<b>Top Food Providers</b>	<b>Referrals</b>
Lighthouse Ministries	4
The Salvation Army of the Pee Dee	3
Wateree Community Actions - Lee	2
Catholic Charities - Pee Dee	1
Greenwood Baptist Church	1
Immanuel Apostolic Church	1



<b>Cities</b>	<b>Calls</b>	<b>Referrals</b>
Florence	75	135
Timmonsville	7	15
Lake City	6	9
Effingham	2	1
Johnsonville	2	2
Olanta	1	2
Pamplico	1	0
Scranton	1	1

## Florence County Zip Code Breakdown

Zip Code	Electric	Rent	Shelters	Food Pantries	Prescription Assistance	Eye Care	Ramp Construction	Public Housing	Other Needs	Grand Total
29501	17	25	5	8				1	10	66
29506	29	1	3	4		3	1		6	47
29505	12	6	4							22
29161	5		3		4				3	15
29560	5	4								9
29555	2									2
29114	2									2
29591							1			1
29541								1		1
<b>Grand Total</b>	<b>72</b>	<b>36</b>	<b>15</b>	<b>12</b>	<b>4</b>	<b>3</b>	<b>2</b>	<b>2</b>	<b>19</b>	<b>165</b>



- Electric
- Food Pantries
- Ramp Construction
- Rent
- Prescription Assistance
- Public Housing
- Shelters
- Eye Care
- Other Needs