

## Florence County 211 Traffic Overview



**Total Calls**

**73**

**-21%\***



**Total Referrals**

**185**

**+36%\***



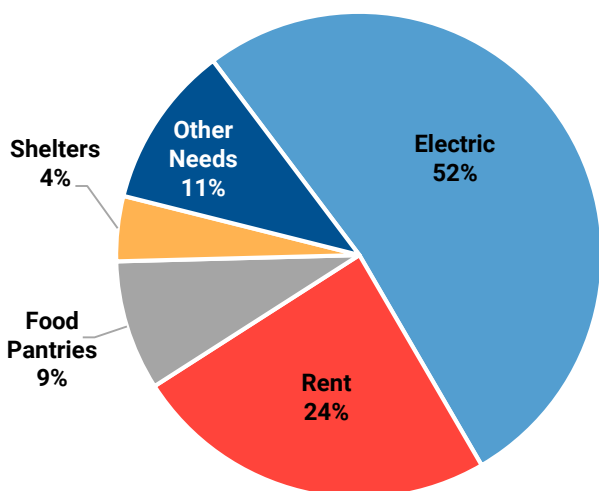
**Website Visits**

**9,431\*\***

**+36%\***

### Florence County Needs

*Based on Sept 2020 referrals*



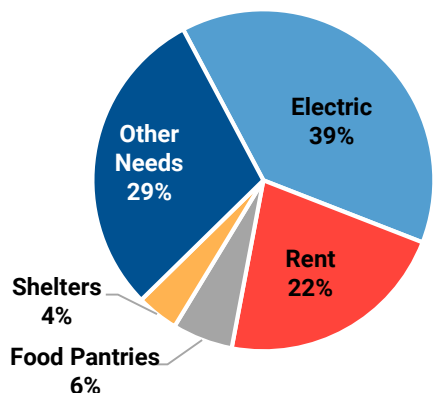
### Top 10 Needs

### Referrals

Electric Assistance	96
Rent Assistance	45
Food Pantries	16
Shelters	8
Mortgage Assistance	3
Disaster Relief Organizations	3
Medical Expense Assistance	3
Eviction Prevention	2
Furniture	2
Homeless Motel Vouchers	2
Other Needs	5

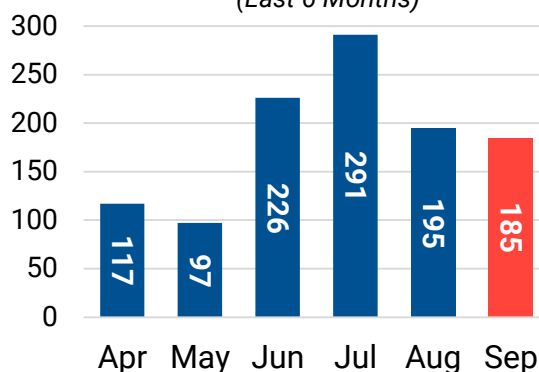
### SC Statewide Needs

*Based on Sept 2020 referrals*



### Florence Co. Referrals

*(Last 6 Months)*



\* Compared to previous year, same period

\*\*SC statewide total

## Florence County 211 Demographic Overview



### Age

Average Age: 45 years

Age Range: 22-78 years

Gender	Callers	%
Female	37	51%
Male	11	15%
Not Provided	25	34%

Ethnicity	Callers	%
Black/African American	20	27%
White	8	11%
Hispanic or Latino	1	1%
Two or More Races	1	1%
Not Provided	43	59%

Household Composition	Callers	%
Single Female	14	19%
Single Female with Children	14	19%
Single Male	8	11%
Couple with children	4	5%
Couple without children	4	5%
Grandparent with children	1	1%
Not Provided	28	38%

Education	Callers	%
GED/Highschool	33	45%
Less than GED/High School	4	5%
Bachelor's degree or higher	2	3%
Some college	2	3%
Associate's degree	1	1%
Not Provided	31	42%

Income Brackets	Callers	%
\$0-\$14,999	35	48%
\$15,000-\$24,999	5	7%
\$25,000-\$34,999	1	1%
\$35,000-\$49,999	1	1%
Not Provided	31	42%

## Florence County Top Providers and Cities



<b>Top Housing Providers</b>	<b>Referrals</b>
Lighthouse Ministries	14
Pee Dee CAP	15
The Salvation Army of Florence County	12
Shelter and Nutrition for All Children	4
Courtney McGinnis Graham Shelter	3
Resurrection Restoration Center	3



<b>Top Utility Providers</b>	<b>Referrals</b>
Lighthouse Ministries	34
Pee Dee CAP	32
Shelter and Nutrition for All Children	13
The Salvation Army of Florence County	12
Darlington County CAA	4
Navy-Marine Corps Relief Society	1



<b>Top Food Providers</b>	<b>Referrals</b>
Lighthouse Ministries	4
The Salvation Army of Florence County	3
Sisters 4 the Future	2
Crossover Community Church	1
Friends United - Food Pantry	1
Greater Morning Star Ministries #7	1



<b>Cities</b>	<b>Calls</b>	<b>Referrals</b>
Florence	50	112
Timmonsville	6	22
Lake City	5	13
Johnsonville	4	18
Effingham	3	9
Olanta	2	6
Scranton	2	3
Pamplico	1	2

## Florence County Zip Code Breakdown

Zip Code	Electric	Rent	Food Pantries	Shelters	Disaster Relief	Medical Assistance	Mortgage	Eviction Prevention	Other Needs	Grand Total
29501	26	18	8	6					5	63
29505	22		2			3	1		1	29
29161	13	8						1		22
29555	8	3	6					1		18
29506	8	8							2	18
29560	8	5								13
29541	2	3			3				1	9
29114	6									6
29591	3									3
29583							2			2
29502				2						2
<b>Grand Total</b>	<b>96</b>	<b>45</b>	<b>16</b>	<b>8</b>	<b>3</b>	<b>3</b>	<b>3</b>	<b>2</b>	<b>9</b>	<b>185</b>

