

## Florence County 211 Traffic Overview



**Total Calls**

**145**

**-3%\***



**Total Referrals**

**331**

**-12%\***



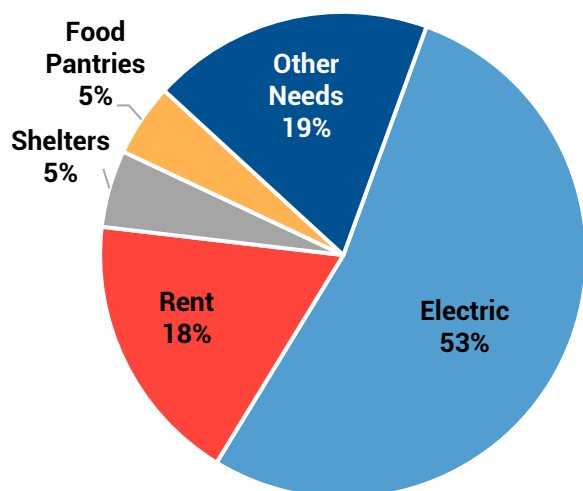
**Website Visits**

**11,904\*\***

**+32%\***

### Florence County Needs

*Based on October 2021 referrals*



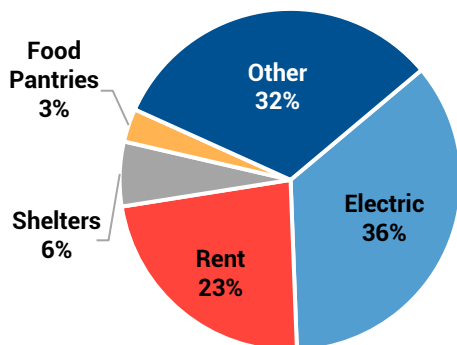
### Top 10 Needs

### Referrals

Electric Assistance	176
Rent Assistance	60
Shelters	17
Food Pantries	16
Water Assistance	7
Furniture	5
Gas Assistance	4
Mortgage	4
Housing Search	4
Rental Deposit Assistance	3
Other Needs	35

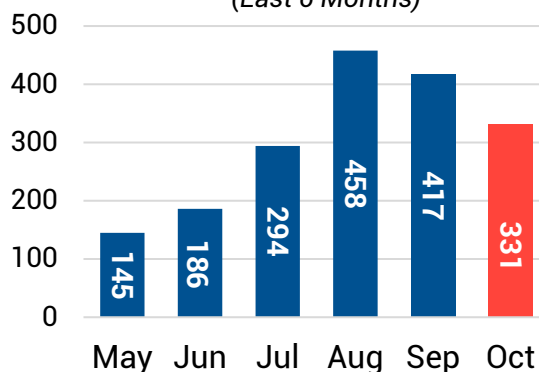
### SC Statewide Needs

*Based on October 2021 referrals*



### Florence Co. Referrals


*(Last 6 Months)*



\* Compared to previous year, same period

\*\*SC statewide total

## Florence County 211 Demographic Overview



### Age

Average Age: 48 years

Age Range: 19 - 82 years

### Gender

	Callers	%
Female	60	41%
Male	13	9%
Not Provided	72	50%

### Ethnicity

	Callers	%
Black/African American	36	25%
White	16	11%
Not Provided	93	64%

### Household Composition

	Callers	%
Single Female with Children	23	16%
Single Female	20	14%
Couple with children	11	8%
Couple without children	6	4%
Single Male	6	4%
Grandparent with children	3	2%
Not Provided	76	52%

### Education

	Callers	%
GED/Highschool	31	21%
Less than GED/High School	11	8%
Some college	8	6%
Associate's degree	2	1%
Bachelor's degree or higher	2	1%
Not Provided	91	63%

### Income Brackets

	Callers	%
No Income	24	17%
\$1-\$14,999	21	14%
\$15,000-\$24,999	18	12%
\$25,000-\$34,999	3	2%
\$35,000-\$49,999	1	1%
Not Provided	78	54%

### Employment Status

	Callers	%
Unemployed	29	20%
Disabled	19	13%
Employed - Full Time	11	8%
Retired	7	5%
Employed - Part-time	5	3%
Not Provided	74	51%

## Florence County Top Providers and Cities



<b>Top Housing Providers</b>	<b>Referrals</b>
Lighthouse Ministries	18
Pee Dee Community Action Partnership	17
The Salvation Army of the Pee Dee	15
SC Stay Plus Rental and Utility Assistance	8
Pee Dee CAP Emergency Shelter	6
Florence Housing Authority	5



<b>Top Utility Providers</b>	<b>Referrals</b>
Lighthouse Ministries	66
Pee Dee Community Action Partnership	64
SC Stay Plus Rental and Utility Assistance	32
The Salvation Army of the Pee Dee	17
Shelter and Nutrition for All Children	10



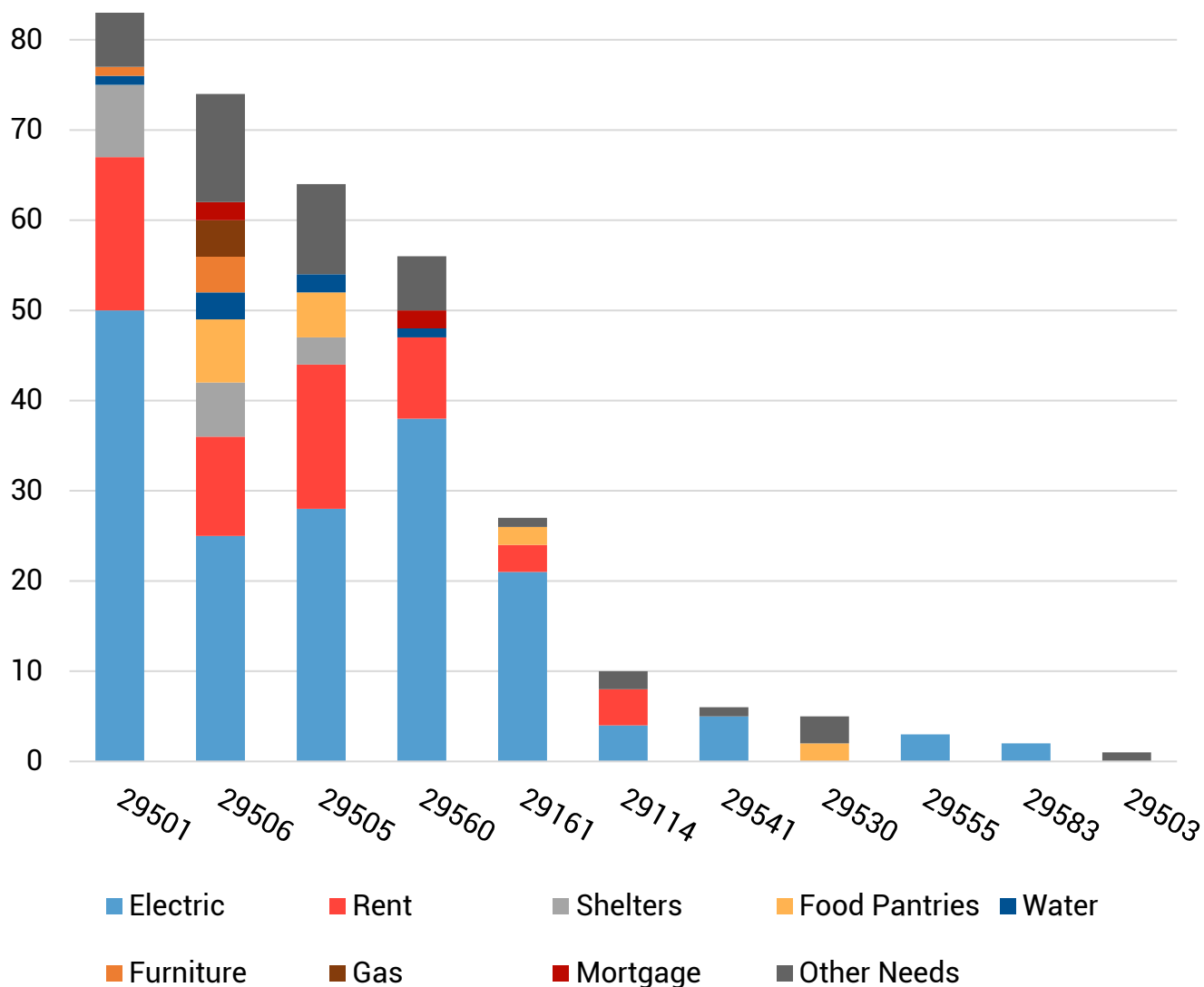
<b>Top Food Providers</b>	<b>Referrals</b>
Lighthouse Ministries	4
The Salvation Army of the Pee Dee	4
Greater Morning Star Apostolic Ministries	2
The Manna House	2
Immanuel Apostolic Church	1
Lake City Pentecostal Holiness Church	1




<b>Cities</b>	<b>Calls</b>	<b>Referrals</b>
Florence	98	222
Lake City	21	56
Timmons ville	12	27
Olanta	5	10
Effingham	3	6
Coward	2	5
Johnsonville	2	3
Pamplico	1	2
Scranton	1	0

## Florence County Zip Code Breakdown

Zip Code	Electric	Rent	Shelters	Food Pantries	Water	Furniture	Gas	Mortgage	Other Needs	Grand Total
29501	50	17	8		1	1			6	83
29506	25	11	6	7	3	4	4	2	12	74
29505	28	16	3	5	2				10	64
29560	38	9			1			2	6	56
29161	21	3		2					1	27
29114	4	4							2	10
29541	5								1	6
29530				2					3	5
29555	3									3
29583	2									2
29503									1	1
Grand Total	176	60	17	16	7	5	4	4	42	331



## Florence County – All Referrals



Need Description	Referrals
Electric Assistance	176
Rent Assistance	60
Shelters	17
Food Pantries	16
Water Assistance	7
Furniture	5
Gas Assistance	4
Mortgage Assistance	4
Housing Search	4
Rental Deposit Assistance	3
Volunteer Opportunities	3
Undesignated Temporary Financial Assistance	3
Homeless Motel Vouchers	3
Senior Housing Information and Referral	2
Utility Deposit Assistance	2
Job Finding Assistance	2
General Clothing Provision	2
Aging and Disability Resource Centers	2
General Legal Aid	2
Food Stamps/SNAP	2
Home Rehabilitation	2
Bedding/Linen	2
Administrative Entities	1
Public Housing	1
Appliances	1
Disaster Relief/Recovery Organizations	1
Rapid Re-Housing Programs	1
Landlord/Tenant Assistance	1
Local Bus Services	1
Medical Equipment/Supplies	1