

Florence County 211 Traffic Overview



Total Calls

192

+134%*



Total Referrals

458

+135%*



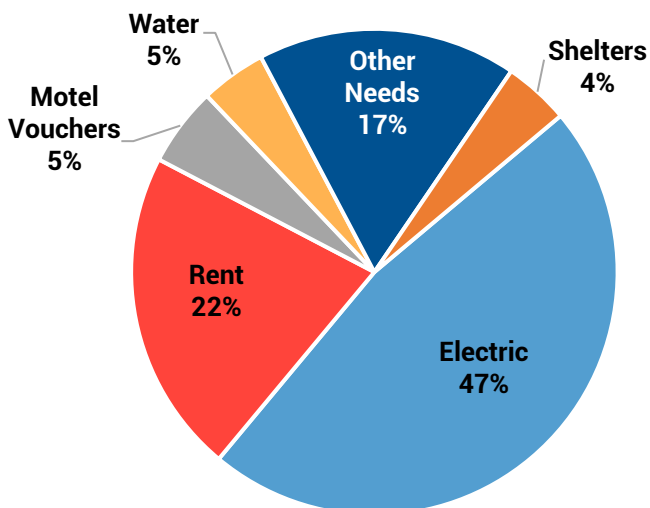
Website Visits

13,733**

+49%*

Florence County Needs

Based on August 2021 referrals



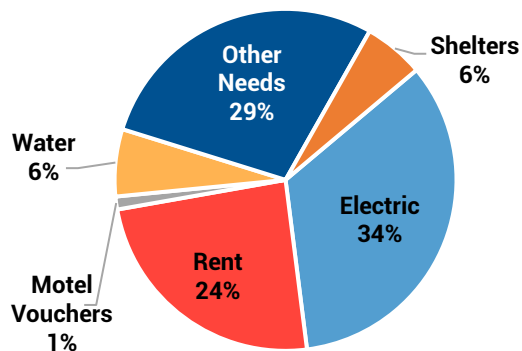
Top 10 Needs

Referrals

Electric Assistance	216
Rent Assistance	99
Homeless Motel Vouchers	24
Water Assistance	20
Shelters	20
Food Pantries	13
Eviction Prevention	8
Aging/Disability Resources	7
Mortgage Assistance	6
Housing Search	4
Other Needs	41

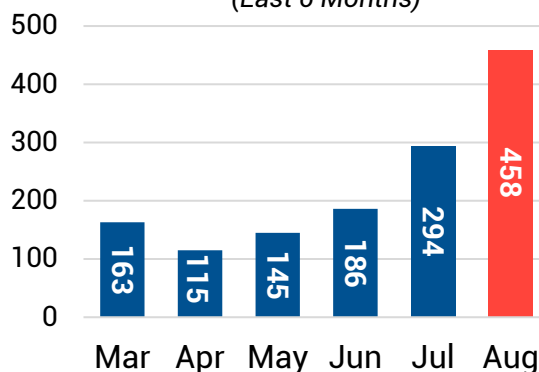
SC Statewide Needs

Based on August 2021 referrals



Florence Co. Referrals


(Last 6 Months)



* Compared to previous year, same period

**SC statewide total

Florence County 211 Demographic Overview



Age

Average Age: 43 years

Age Range: 22 - 81 years

Gender

	Callers	%
Female	97	51%
Male	22	11%
Not Provided	73	38%

Ethnicity

	Callers	%
Black/African American	59	31%
White	11	6%
Not Provided	122	64%

Household Composition

	Callers	%
Single Female with Children	41	21%
Single Female	29	15%
Couple without children	15	8%
Single Male	15	8%
Couple with children	10	5%
Single Male with Children	4	2%
Grandparent with children	1	1%
Not Provided	77	40%

Education

	Callers	%
GED/Highschool	76	40%
Some college	14	7%
Less than GED/High School	11	6%
Bachelor's degree or higher	4	2%
Associate's degree	3	2%
Not Provided	84	44%

Income Brackets

	Callers	%
\$1-\$14,999	46	24%
\$15,000-\$24,999	34	18%
No Income	22	11%
\$25,000-\$34,999	11	6%
\$35,000-\$49,999	2	1%
Not Provided	77	40%

Employment Status

	Callers	%
Disabled	41	21%
Employed - Full Time	35	18%
Unemployed	30	16%
Employed - Part-time	5	3%
Retired	3	2%
Self-Employed	1	1%
Not Provided	77	40%

Florence County Top Providers and Cities



Top Housing Providers	Referrals
Lighthouse Ministries	32
SC Stay Plus Rental and Utility Assistance	22
Pee Dee Community Action Partnership	24
The Salvation Army of the Pee Dee Region	21
Shelter and Nutrition for All Children	17
ECHO	12



Top Utility Providers	Referrals
Lighthouse Ministries	87
SC Stay Plus Rental and Utility Assistance	65
Pee Dee Community Action Partnership	68
The Salvation Army of the Pee Dee	14
Shelter and Nutrition for All Children	5
Alston Wilkes Society - SSVF	2



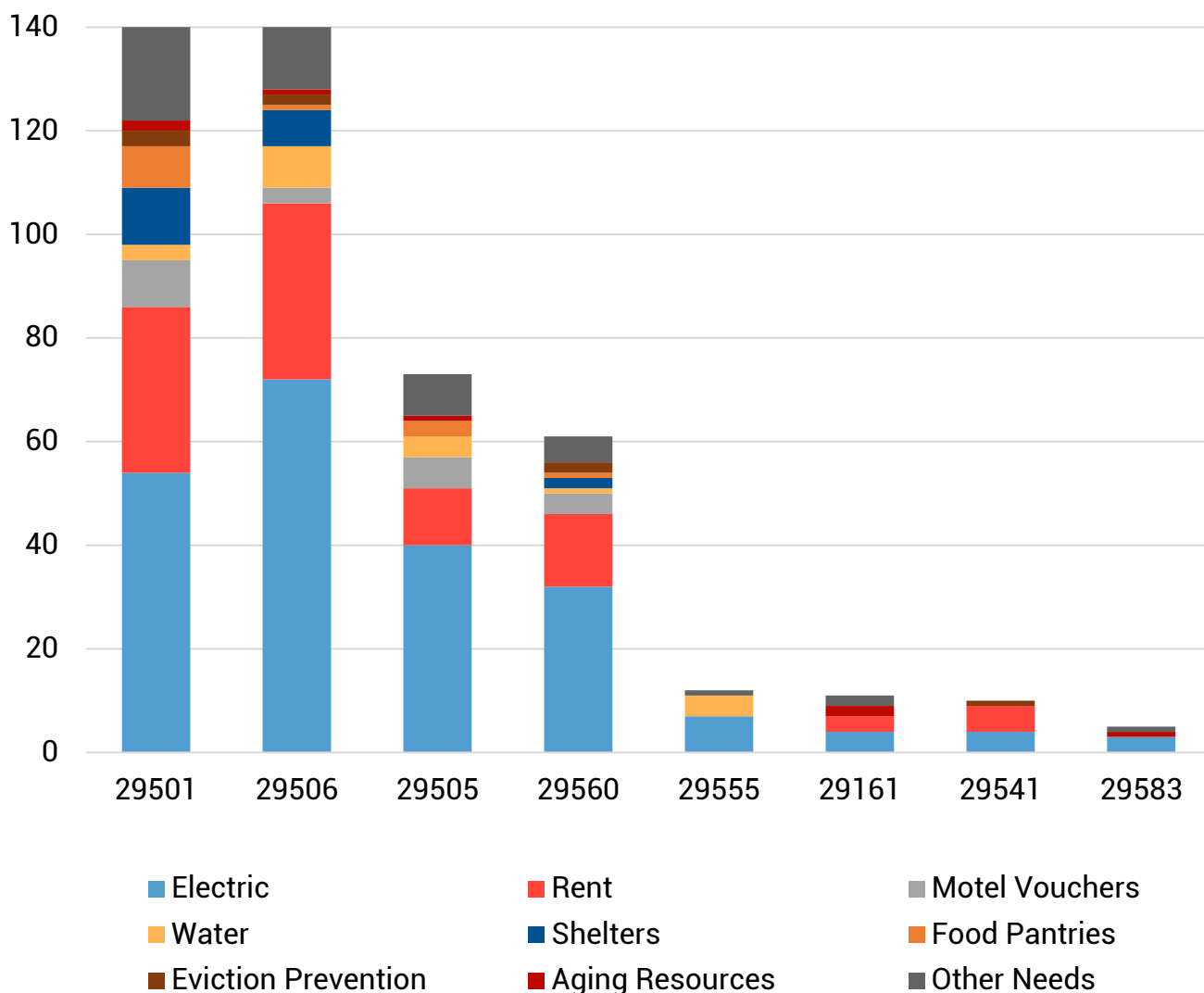
Top Food Providers	Referrals
Lighthouse Ministries	5
The Manna House	2
The Salvation Army of the Pee Dee	2
Catholic Charities - Pee Dee	1
Community Long Term Care - Florence	1
Greenwood Baptist Church - Food Pantry	1



Cities	Calls	Referrals
Florence	148	355
Lake City	21	61
Timmonsville	7	11
Johnsonville	5	12
Effingham	3	10
Pamplico	3	5
Scranton	3	3
Coward	1	1
Olanta	1	0

Florence County Zip Code Breakdown

Zip Code	Electric	Rent	Motel Vouchers	Water	Shelters	Food Pantries	Eviction Prevention	Aging Resources	Other Needs	Grand Total
29501	54	32	9	3	11	8	3	2	18	140
29506	72	34	3	8	7	1	2	1	12	140
29505	40	11	6	4		3		1	8	73
29560	32	14	4	1	2	1	2		5	61
29555	7			4					1	12
29161	4	3						2	2	11
29541	4	5					1			10
29583	3							1	1	5
29591									3	3
29502			2							2
29530									1	1
Grand Total	216	99	24	20	20	13	8	7	51	458



Florence County – All Referrals



Need Description	Referrals
Electric Assistance	216
Rent Assistance	99
Homeless Motel Vouchers	24
Water Assistance	20
Shelters	20
Food Pantries	13
Tenant Rights Information/Counseling	8
Aging and Disability Resource Centers	7
Mortgage Assistance	6
Housing Search	4
Prescription Expense Assistance	3
Food Stamps/SNAP	3
Public Housing	3
Furniture	3
Rental Deposit Assistance	3
Utility Deposit Assistance	3
Community Clinics	3
Gas Assistance	2
Community Action Agencies	2
General Legal Aid	2
Home Delivered Meals	2
Landlord/Tenant Assistance	2
Unemployment Insurance Benefits	1
Specialized Information and Referral	1
Ramp Construction Services	1
General Clothing Provision	1
Public Health Information	1
Non-Emergency Medical Transportation	1
211 Systems	1
Detoxification	1
Soup Kitchens	1
Medicaid	1