

## Florence County 211 Traffic Overview



**Total Calls**

77

+48%\*



**Total Referrals**

145

+49%\*



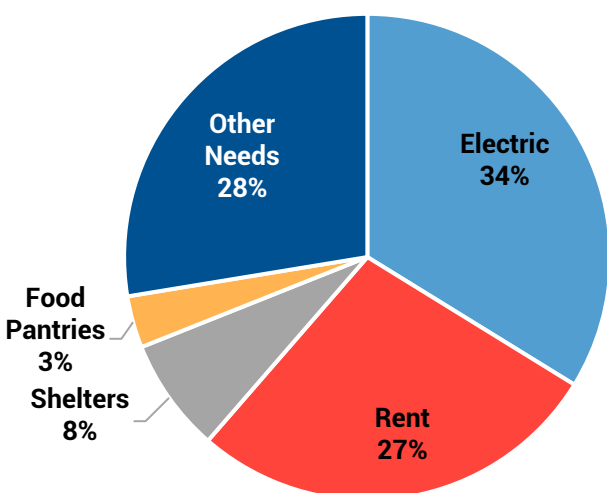
**Website Visits**

6,785\*\*

-29%\*

### Florence County Needs

*Based on May 2021 referrals*



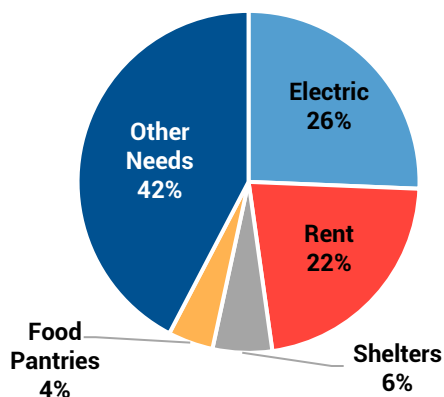
### Top 10 Needs

### Referrals

Electric Assistance	49
Rent Assistance	40
Shelters	11
Food Pantries	5
Housing Search	4
Dental Care	4
Water Assistance	4
Senior Housing Information	3
Public Housing	3
Mortgage Assistance	2
Other Needs	20

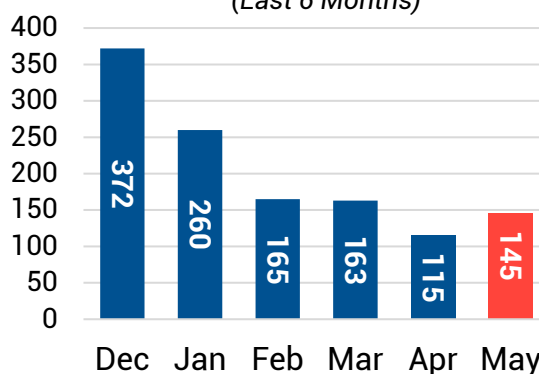
### SC Statewide Needs

*Based on May 2021 referrals*



### Florence Co. Referrals


*(Last 6 Months)*



\* Compared to previous year, same period

\*\*SC statewide total

## Florence County 211 Demographic Overview



### Age

Average Age: 43 years

Age Range: 20 - 83 years

### Gender

	Callers	%
Female	42	55%
Male	11	14%
Transgender	1	1%
Not Provided	23	30%

### Ethnicity

	Callers	%
Black/African American	19	25%
White	6	8%
Refused	2	3%
Hispanic or Latino	1	1%
Not Provided	49	64%

### Household Composition

	Callers	%
Single Female with Children	17	22%
Single Female	12	16%
Single Male	9	12%
Couple without children	4	5%
Grandparent with children	4	5%
Couple with children	2	3%
Not Provided	29	38%

### Education

	Callers	%
GED/Highschool	35	45%
Less than GED/High School	13	17%
Some college	5	6%
Not Provided	24	31%

### Income Brackets

	Callers	%
\$1-\$14,999	31	40%
No Income	15	19%
\$15,000-\$24,999	6	8%
\$25,000-\$34,999	1	1%
Not Provided	24	31%

### Employment Status

	Callers	%
Unemployed	20	26%
Disabled	18	23%
Employed - Full Time	8	10%
Employed - Part-time	4	5%
Retired	3	4%
Not Provided	24	31%

## Florence County Top Providers and Cities



<b>Top Housing Providers</b>	<b>Referrals</b>
Lighthouse Ministries	12
Pee Dee CAP	11
The Salvation Army of the Pee Dee	9
SC Stay Plus	7
Florence Housing Authority	6
Resurrection Restoration Center	6



<b>Top Utility Providers</b>	<b>Referrals</b>
Pee Dee CAP	16
Lighthouse Ministries	14
SC Stay Plus	14
LHM - Strengthening Families Program	3
The Salvation Army of the Pee Dee	3
Shelter and Nutrition for All Children	2



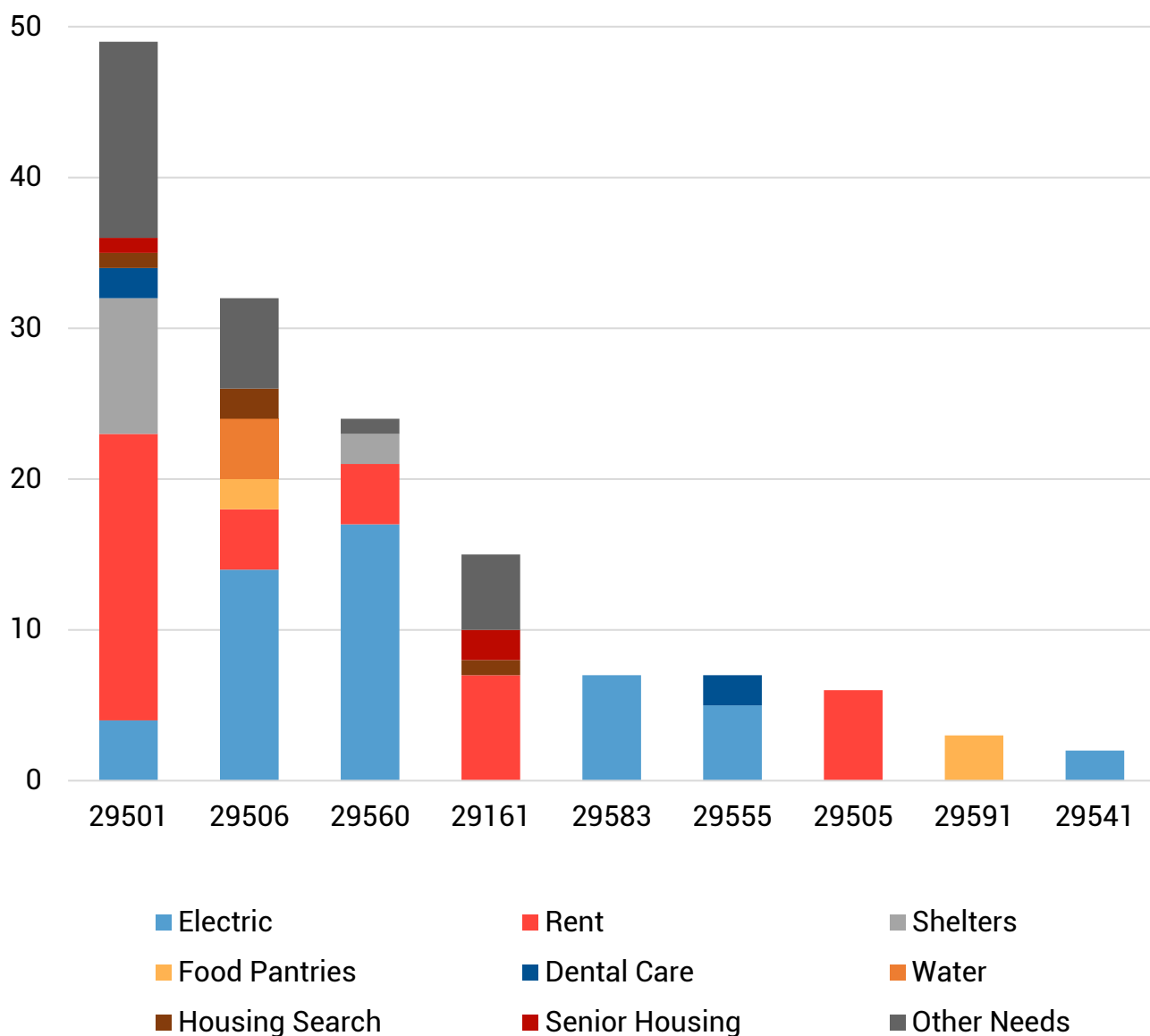
<b>Top Food Providers</b>	<b>Referrals</b>
Crossover Community Church	1
Friends United	1
Lighthouse Ministries	1
The Salvation Army of the Pee Dee	1
Wesley Chapel UMC - Food Pantry	1
The Salvation Army of the Pee Dee	1



<b>Cities</b>	<b>Calls</b>	<b>Referrals</b>
Florence	48	87
Lake City	12	24
Timmonsville	6	15
Effingham	3	2
Johnsonville	3	7
Pamplico	3	7
Scranton	2	3

## Florence County Zip Code Breakdown

Zip Code	Electric	Rent	Shelters	Food Pantries	Dental Care	Water	Housing Search	Senior Housing	Other Needs	Grand Total
29501	4	19	9		2		1	1	13	49
29506	14	4		2		4	2		6	32
29560	17	4	2						1	24
29161		7					1	2	5	15
29583	7									7
29555	5				2					7
29505		6								6
29591				3						3
29541	2									2
Grand Total	49	40	11	5	4	4	4	3	25	145



## Florence County – All Referrals



### Need Description

### Referrals

Electric	49
Rent	40
Shelters	11
Food Pantries	5
Housing Search	4
Dental Care	4
Water	4
Senior Housing Information and Referral	3
Public Housing	3
Mortgage	2
Eye Care	2
Community Action Agencies	2
Rapid Re-Housing Programs	2
Homeless Motel Vouchers	2
Family Law	1
General Legal Aid	1
Tenant Rights Information/Counseling	1
Medical Equipment/Supplies	1
Therapy Referrals	1
Furniture	1
Crisis Shelters	1
General Clothing Provision	1
Landlord/Tenant Assistance	1
Ramp Construction Services	1
Housing Counseling	1
Aging and Disability Resource Centers	1