

Florence County 211 Traffic Overview



Total Calls

38

-14%*



Total Referrals

97

-34%*



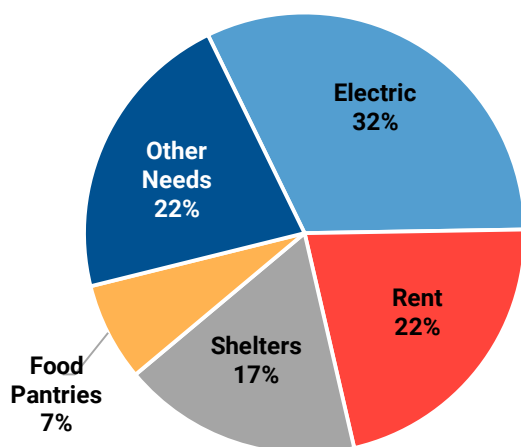
Website Visits

9,550**

+30%*

Florence County Needs

Based on May 2020 referrals



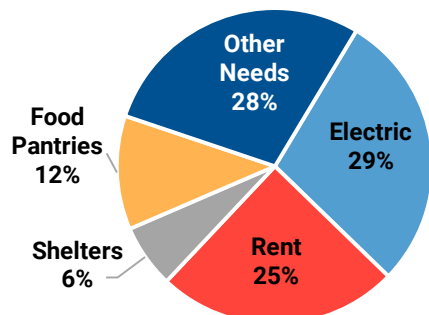
Top 10 Needs

Calls

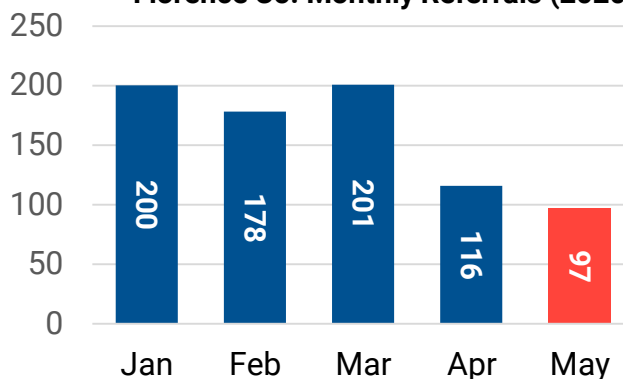
Electric	31
Rent	21
Shelters	17
Food Pantries	7
Housing Search	4
Homeless Motel Vouchers	3
Crisis Shelters	2
Rental Deposit Assistance	2
Discounted Utility Services	2
Ramp Construction Services	1
Other Needs	7

SC Statewide Needs

Based on May 2020 referrals



Florence Co. Monthly Referrals (2020)



* Compared to previous year, same period

**SC statewide total

Florence County 211 Demographic Overview



Age

Average Age: 42 years

Age Range: 20-70 years



Gender

	<u>Callers</u>	<u>%</u>
Female	28	74%
Male	10	26%

Ethnicity

	<u>Callers</u>	<u>%</u>
Black/African American	18	47%
White	5	13%
Not Provided	15	39%



Household Composition

	<u>Callers</u>	<u>%</u>
Single Female	13	34%
Single Female with Children	10	26%
Single Male	10	26%
Single Male with Children	1	3%
Not Provided	4	11%



Education

	<u>Callers</u>	<u>%</u>
GED/Highschool	26	68%
Less than GED/High School	5	13%
Associate's degree	1	3%
Not Provided	6	16%



Income Brackets

	<u>Callers</u>	<u>%</u>
\$0-\$14,999	32	84%
\$15,000-\$24,999	2	5%
\$25,000-\$34,999	1	3%
Not Provided	3	8%

Florence County Top Providers and Cities



<u>Florence Top Housing Providers</u>	<u>Referrals</u>
Lighthouse Ministries	8
The Salvation Army of Florence County	8
House of Hope of the Pee Dee	7
Pee Dee CAP	7
Courtney McGinnis Graham Shelter	6
Shelter and Nutrition for All Children	3



<u>Florence Top Utility Providers</u>	<u>Referrals</u>
Lighthouse Ministries	8
Pee Dee CAP	10
The Salvation Army of Florence County	6
Shelter and Nutrition for All Children	5
Darlington Community Action Agency	2
South Carolina Lifeline	2



<u>Florence Top Food Providers</u>	<u>Referrals</u>
The Salvation Army of Florence County	3
Sisters 4 the Future	2
Catholic Charities - Pee Dee	1
Daybreak Ministries	1
Lighthouse Ministries	1



<u>Cities</u>	<u>Calls</u>	<u>Referrals</u>
Florence	29	82
Lake City	4	7
Coward	1	2
Johnsonville	1	2
Olanta	1	1
Pamplico	1	1
Timmons ville	1	2

Florence County Zip Code Breakdown– May 2020

Zip Code	Electric	Rent	Shelters	Food Pantries	Housing Search	Homeless Motel Vouchers	Rental Deposit Assistance	Mobile Phone Service	Crisis Shelters	Other Needs	Grand Total
29501	13	12	5	3	2	1			2	2	40
29506	9	5	3	4	2	1	2	1		3	30
29505	7	4								1	12
29560			4			1		1		1	7
29555	2										2
29161			2								2
29530			2								2
29583										1	1
29114			1								1
Grand Total	31	21	17	7	4	3	2	2	2	8	97

