

Florence County 211 Traffic Overview



Total Calls
89
+41%*



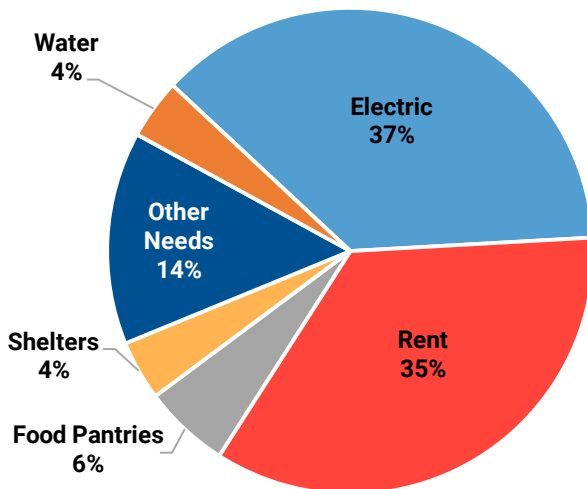
Total Referrals
226
+85%*



Website Visits
9,141**
+38%*

Florence County Needs

Based on June 2020 referrals



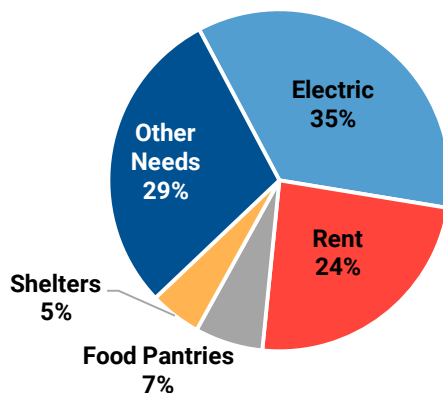
Top 10 Needs

Referrals

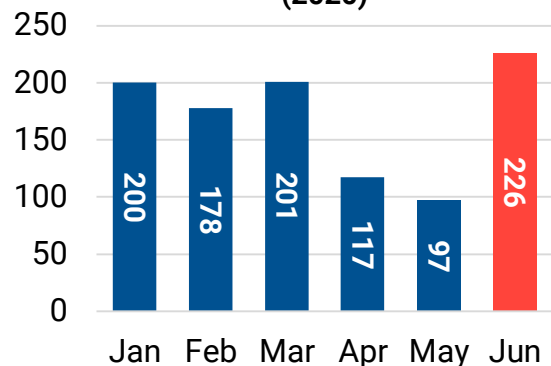
Electric	84
Rent	79
Food Pantries	13
Shelters	9
Water	9
Housing Search	6
Homeless Motel Vouchers	5
Mortgage	4
Employment Preparation	2
Rental Deposit Assistance	2
Other Needs	13

SC Statewide Needs

Based on June 2020 referrals



Florence Co. Monthly Referrals (2020)



* Compared to previous year, same period

**SC statewide total

Florence County 211 Demographic Overview



Age

Average Age: 43

Age Range: 19-86 years

Gender	Callers	%
Female	64	72%
Male	13	15%
Not Provided	12	13%

Ethnicity	Callers	%
Black/African American	33	37%
White	8	9%
Not Provided	48	54%

Household Composition	Callers	%
Single Female	31	35%
Single Female with Children	20	22%
Single Male	7	8%
Couple without children	5	6%
Couple with children	3	3%
Grandparent with children	2	2%
Single Male with Children	1	1%
Not Provided	20	22%

Education	Callers	%
GED/Highschool	47	53%
Less than GED/High School	9	10%
Some college	5	6%
Bachelor's degree or higher	1	1%
Not Provided	27	30%

Income Brackets	Callers	%
\$0-\$14,999	61	69%
\$15,000-\$24,999	5	6%
Not Provided	23	26%

Florence County Top Providers and Cities



Top Housing Providers	Referrals
Lighthouse Ministries	23
The Salvation Army of Florence County	23
Pee Dee CAP	17
SC Thrive - COVID-19 Rental Assistance	11
Shelter and Nutrition for All Children	7
Courtney McGinnis Graham Shelter	5



Top Utility Providers	Referrals
Lighthouse Ministries	34
The Salvation Army of Florence County	18
Pee Dee Community Action Partnership	28
Shelter and Nutrition for All Children	9
Alston Wilkes Society - SSVF	2
Darlington County CAA	2



Top Food Providers	Referrals
The Salvation Army of Florence County	5
Lighthouse Ministries	4
5 Point Church Food Pantry	1
Abbeville Food Pantry	1
Abundant Life Church - Food Pantry	1
Catholic Charities - Pee Dee	1



Cities	Calls	Referrals
Florence	55	131
Lake City	11	32
Pamplico	5	21
Timmons ville	5	12
Johnsonville	4	9
Effingham	3	4
Olanta	3	12
Scranton	3	5

United Way's 211 – Monthly Report

United Way of Florence County | June 2020



Get Connected. Get Help.
United Way's 211 / SC211.ORG

Florence County Zip Code Breakdown

Zip Code	Electric	Rent	Food Pantries	Water	Shelters	Housing Search	Motel Vouchers	Mortgage	Other Needs	Grand Total
29501	24	24	3		5	3	1	3	10	73
29506	14	16	5		4		2			41
29560	15	11		4				1	1	32
29583	9	9	2						1	21
29505	5	4	2			3			3	17
29114	5	5					2			12
29161	3	7							2	12
29555	4			5						9
29591	5									5
29541		3	1							4
Grand Total	84	79	13	9	9	6	5	4	17	226

