

Florence County 211 Traffic Overview



Total Calls

58

+16%*



Total Referrals

115

-2%*



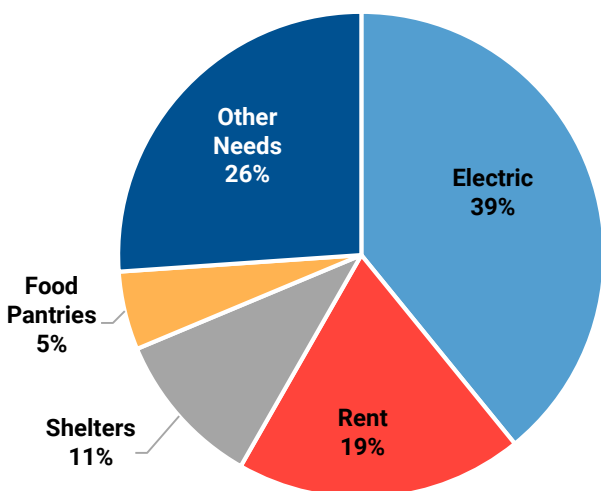
Website Visits

5,709**

-49%*

Florence County Needs

Based on Apr 2021 referrals



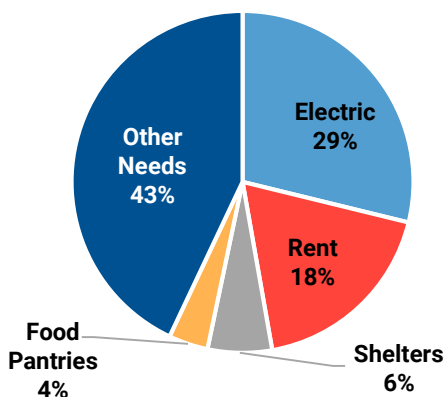
Top 10 Needs

Referrals

Electric Assistance	45
Rent Assistance	22
Shelters	12
Food Pantries	6
Housing Search	5
Medical Transportation	2
Mortgage Assistance	2
Ramp Construction Services	2
Gas Assistance	2
Rental Deposit Assistance	2
Other Needs	15

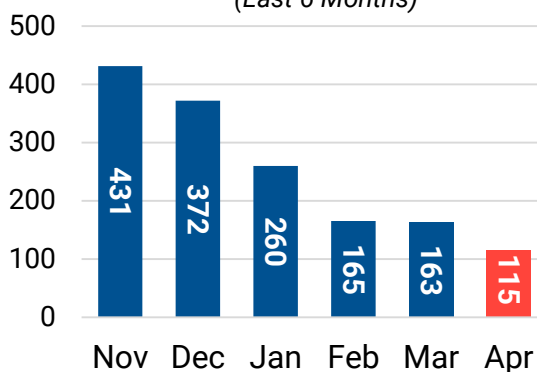
SC Statewide Needs

Based on Apr 2021 referrals



Florence Co. Referrals

(Last 6 Months)



* Compared to previous year, same period

**SC statewide total

Florence County 211 Demographic Overview



Age

Average Age: 47 years

Age Range: 22 - 89 years

Gender

	Callers	%
Female	26	45%
Male	8	14%
Not Provided	24	41%

Ethnicity

	Callers	%
Black/African American	18	31%
White	2	3%
Native Hawaiian or Other Pacific Islander	1	2%
Not Provided	37	64%

Household Composition

	Callers	%
Single Female	11	19%
Couple without children	7	12%
Single Female with Children	5	9%
Couple with children	4	7%
Single Male	2	3%
Single Male with Children	1	2%
Not Provided	28	48%

Education

	Callers	%
GED/Highschool	18	31%
Less than GED/High School	4	7%
Some college	4	7%
Bachelor's degree or higher	3	5%
Associate's degree	1	2%
Not Provided	28	48%

Income Brackets

	Callers	%
\$1-\$14,999	15	26%
No Income	7	12%
\$15,000-\$24,999	6	10%
\$35,000-\$49,999	2	3%
Not Provided	28	48%

Employment Status

	Callers	%
Unemployed	14	24%
Disabled	9	16%
Employed - Full Time	5	9%
Retired	3	5%
Employed - Part-time	2	3%
Not Provided	25	43%

Florence County Top Providers and Cities



Top Housing Providers	Referrals
Lighthouse Ministries	9
The Salvation Army of the Pee Dee	6
Pee Dee Community Action Partnership	6
Florence Housing Authority	4
Courtney McGinnis Graham Shelter	3
Eastern Carolina Housing Organization	3



Top Utility Providers	Referrals
Pee Dee Community Action Partnership	15
Lighthouse Ministries	13
LHM - Strengthening Families Program	10
The Salvation Army of the Pee Dee	5
Shelter and Nutrition for All Children	4



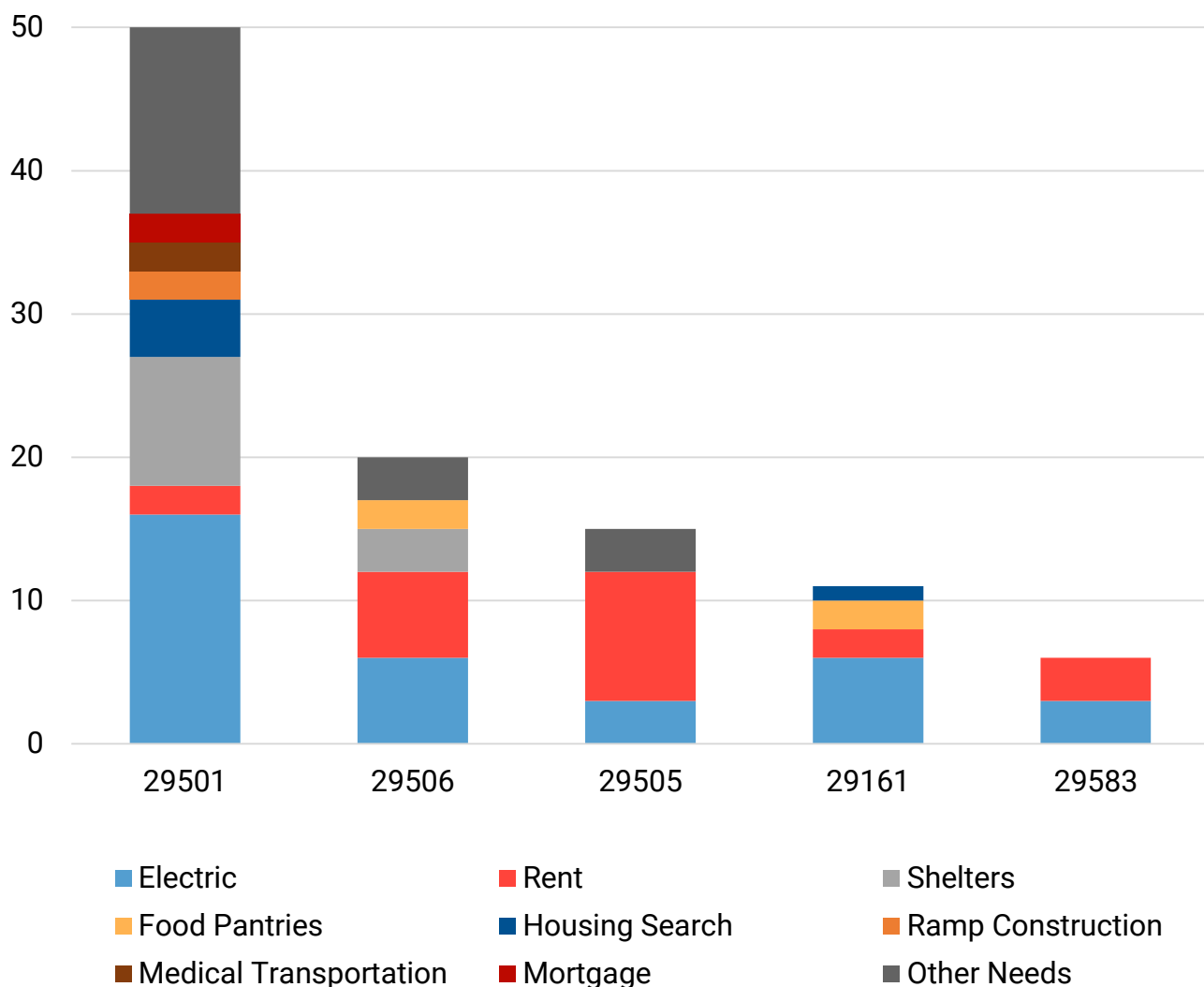
Top Food Providers	Referrals
Friends United - Food Pantry	1
Greater Mt. Sinai Deliverance	1
Greenwood Baptist Church	1
Immanuel Apostolic Church	1
Lighthouse Ministries	1
The Salvation Army of the Pee Dee	1



Cities	Calls	Referrals
Florence	44	85
Timmonsville	4	11
Lake City	3	2
Johnsonville	2	3
Scranton	2	3
Coward	1	3
Effingham	1	2
Pamplico	1	6

Florence County Zip Code Breakdown

Zip Code	Electric	Rent	Shelters	Food Pantries	Housing Search	Ramp Construction	Medical Transportation	Mortgage	Other Needs	Grand Total
29501	16	2	9		4	2	2	2	13	50
29506	6	6	3	2					3	20
29505	3	9							3	15
29161	6	2		2	1					11
29583	3	3								6
29591	3									3
29555	3									3
29530	3									3
29560	2									2
29541				2						2
Grand Total	45	22	12	6	5	2	2	2	19	115



Florence County – All Referrals



Need Description

Electric Assistance

Rent Assistance

Shelters

Food Pantries

Housing Search

Non-Emergency Medical Transportation

Mortgage Assistance

Ramp Construction Services

Gas Assistance

Rental Deposit Assistance

Homeless Motel Vouchers

Military Transition Assistance Programs

Homeless Permanent Supportive Housing

Domestic Violence Shelters

Food Stamps/SNAP

Aging and Disability Resource Centers

Public Housing

Section 8 Housing Choice Vouchers

Accessible Home Construction

Community Action Agencies

Landlord/Tenant Assistance

Senior Ride Programs

Long Term Care Ombudsman Programs

Medicaid

Homelessness Prevention Programs

Referrals

45

22

12

6

5

2

2

2

2

2

1

1

1

1

1

1

1

1

1

1

1

1

1

1

1