

Florence County 211 Traffic Overview



Total Calls

145

+45%*



Total Referrals

372

+125%*



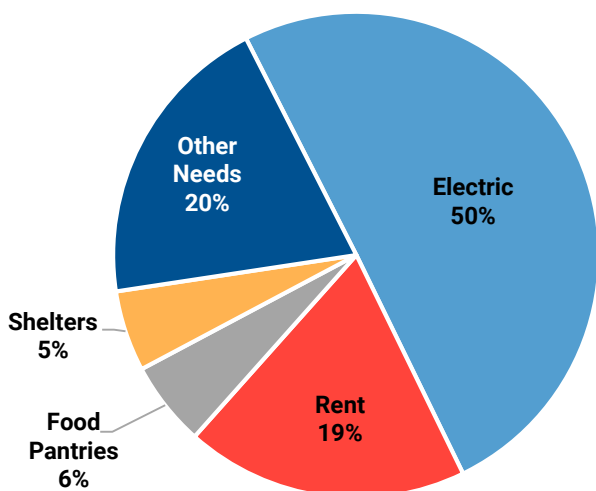
Website Visits

11,907**

+70%*

Florence County Needs

Based on Dec 2020 referrals



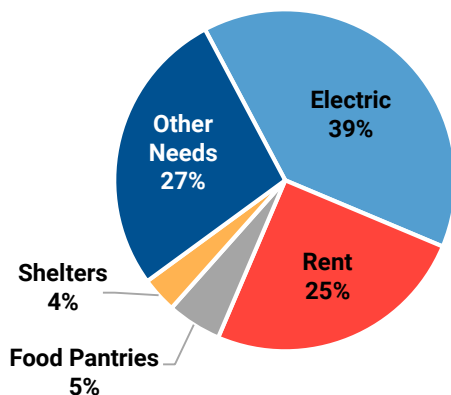
Top 10 Needs

Referrals

Electric Assistance	187
Rent Assistance	70
Food Pantries	21
Shelters	20
Gas Assistance	11
Mortgage Assistance	8
Eviction Prevention	7
Ramp Construction Services	6
Water Assistance	5
Prescription Assistance	3
Other Needs	34

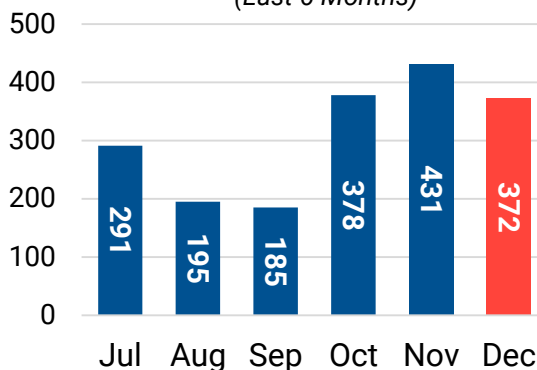
SC Statewide Needs

Based on Dec 2020 referrals



Florence Co. Referrals

(Last 6 Months)



* Compared to previous year, same period

**SC statewide total

Florence County 211 Demographic Overview



Age

Average Age: 46 years

Age Range: 21- 97 years

Gender

	Callers	%
Female	80	55%
Male	21	14%
Not Provided	44	30%

Ethnicity

	Callers	%
Black/African American	61	42%
White	14	10%
Hispanic or Latino	1	1%
Not Provided	69	48%

Household Composition

	Callers	%
Single Female	41	28%
Single Female with Children	22	15%
Single Male	15	10%
Couple without children	6	4%
Couple with children	4	3%
Grandparent with children	3	2%
Single Male with Children	1	1%
Not Provided	53	37%

Education

	Callers	%
GED/Highschool	71	49%
Less than GED/High School	8	6%
Some college	8	6%
Associate's degree	2	1%
Bachelor's degree or higher	2	1%
Not Provided	54	37%

Income Brackets

	Callers	%
\$0-\$14,999	78	54%
\$15,000-\$24,999	5	3%
\$25,000-\$34,999	5	3%
\$50,000-\$74,999	1	1%
Not Provided	56	39%

Employment Status

	Callers	%
Disabled	30	21%
Unemployed	28	19%
Employed - Full Time	18	12%
Employed - Part-time	11	8%
Retired	5	3%
Not Provided	53	37%

Florence County Top Providers and Cities



Top Housing Providers	Referrals
Lighthouse Ministries	30
The Salvation Army of the Pee Dee	25
Pee Dee Community Action Partnership	24
Courtney McGinnis Graham Shelter	6
House of Hope of the Pee Dee	5
Resurrection Restoration Center	5



Top Utility Providers	Referrals
Lighthouse Ministries	77
Pee Dee Community Action Partnership	79
The Salvation Army of the Pee Dee	25
Shelter and Nutrition for All Children	20
Darlington County CAA	5



Top Food Providers	Referrals
Lighthouse Ministries	8
The Salvation Army of the Pee Dee	7
The Manna House	2
Community Long Term Care - Florence	1
Friends United - Food Pantry	1
Lake City Pentecostal Holiness Church	1



Cities	Calls	Referrals
Florence	89	236
Lake City	22	56
Timmonsville	10	25
Scranton	8	15
Olanta	5	9
Effingham	4	7
Johnsonville	4	16
Pamplico	2	7
Coward	1	1

Florence County Zip Code Breakdown

Zip Code	Electric	Rent	Food Pantries	Shelters	Gas	Mortgage	Eviction Prevention	Ramp Construction	Other Needs	Grand Total
29501	64	30	9	7		5	3		8	126
29506	40	11	4	1	3	2	2		6	69
29560	36	9	3		3	1		2	2	56
29505	16	5		1	5				2	29
29161	12	2	2					1	8	25
29555	7	6		2			1			16
29591	4	4						3	4	15
29503				6					5	11
29114		3	3				1		2	9
29583	4								3	7
29541	4			3						7
29502									1	1
29530									1	1
Grand Total	187	70	21	20	11	8	7	6	42	372

