

Florence County 211 Traffic Overview



Total Calls

193

+164%*



Total Referrals

417

+125%*



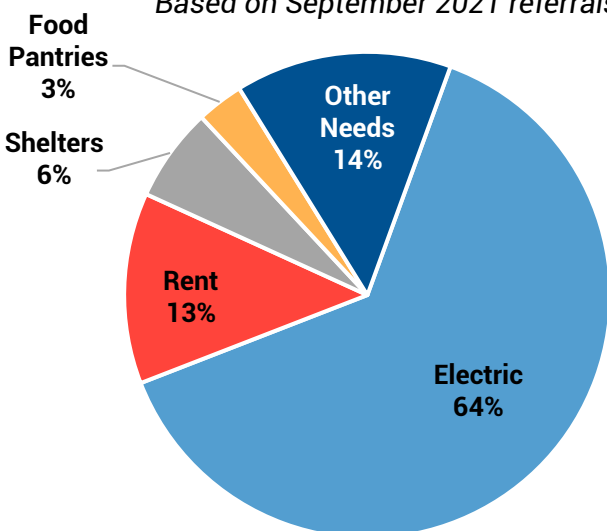
Website Visits

12,419**

+32%*

Florence County Needs

Based on September 2021 referrals



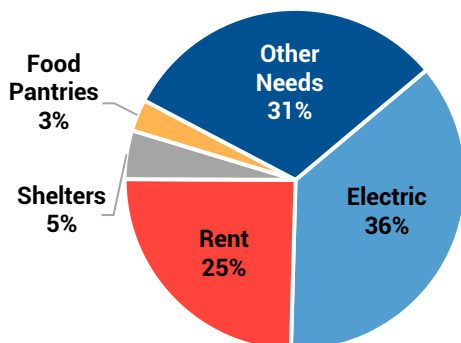
Top 10 Needs

Referrals

Electric Assistance	265
Rent Assistance	53
Shelters	26
Food Pantries	13
Rental Deposit Assistance	8
Homeless Motel Vouchers	7
Housing Search	7
In Home Assistance	5
Water Assistance	5
Mortgage Assistance	5
Other Needs	23

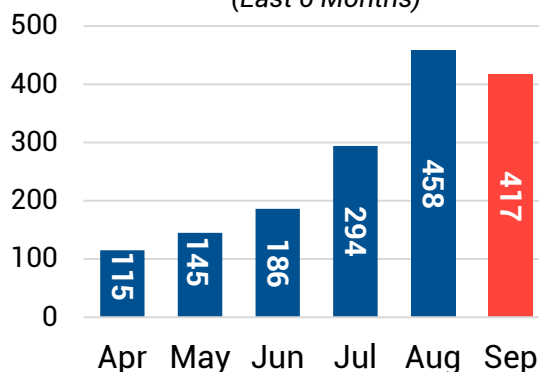
SC Statewide Needs

Based on September 2021 referrals



Florence Co. Referrals


(Last 6 Months)



* Compared to previous year, same period

**SC statewide total

Florence County 211 Demographic Overview



Age

Average Age: 47 years

Age Range: 15 - 81 years

Gender

	Callers	%
Female	88	46%
Male	24	12%
Not Provided	81	42%

Ethnicity

	Callers	%
Black/African American	54	28%
White	13	7%
Not Provided	126	65%

Household Composition

	Callers	%
Single Female with Children	37	19%
Single Female	30	16%
Couple with children	14	7%
Couple without children	14	7%
Single Male	13	7%
Single Male with Children	1	1%
Not Provided	84	44%

Education

	Callers	%
GED/Highschool	41	21%
Less than GED/High School	14	7%
Some college	11	6%
Associate's degree	6	3%
Bachelor's degree or higher	3	2%
Not Provided	118	61%

Income Brackets

	Callers	%
\$15,000-\$24,999	39	20%
\$1-\$14,999	29	15%
No Income	26	13%
\$25,000-\$34,999	8	4%
\$35,000-\$49,999	2	1%
Not Provided	89	46%

Employment Status

	Callers	%
Disabled	35	18%
Employed - Full Time	31	16%
Unemployed	30	16%
Employed - Part-time	5	3%
Retired	4	2%
Not Provided	87	45%
Self-Employed	1	1%
Not Provided	77	40%

Florence County Top Providers and Cities



Top Housing Providers	Referrals
Lighthouse Ministries	25
Pee Dee Community Action Partnership	20
The Salvation Army of the Pee Dee Region	13
Resurrection Restoration Center	9
Courtney McGinnis Graham Shelter	7
Florence Housing Authority	7



Top Utility Providers	Referrals
Pee Dee Community Action Partnership	94
Lighthouse Ministries	95
SC Stay Plus Rental and Utility Assistance	47
The Salvation Army of the Pee Dee Region	20
Shelter and Nutrition for All Children	10
Alston Wilkes Society - SSVF	2



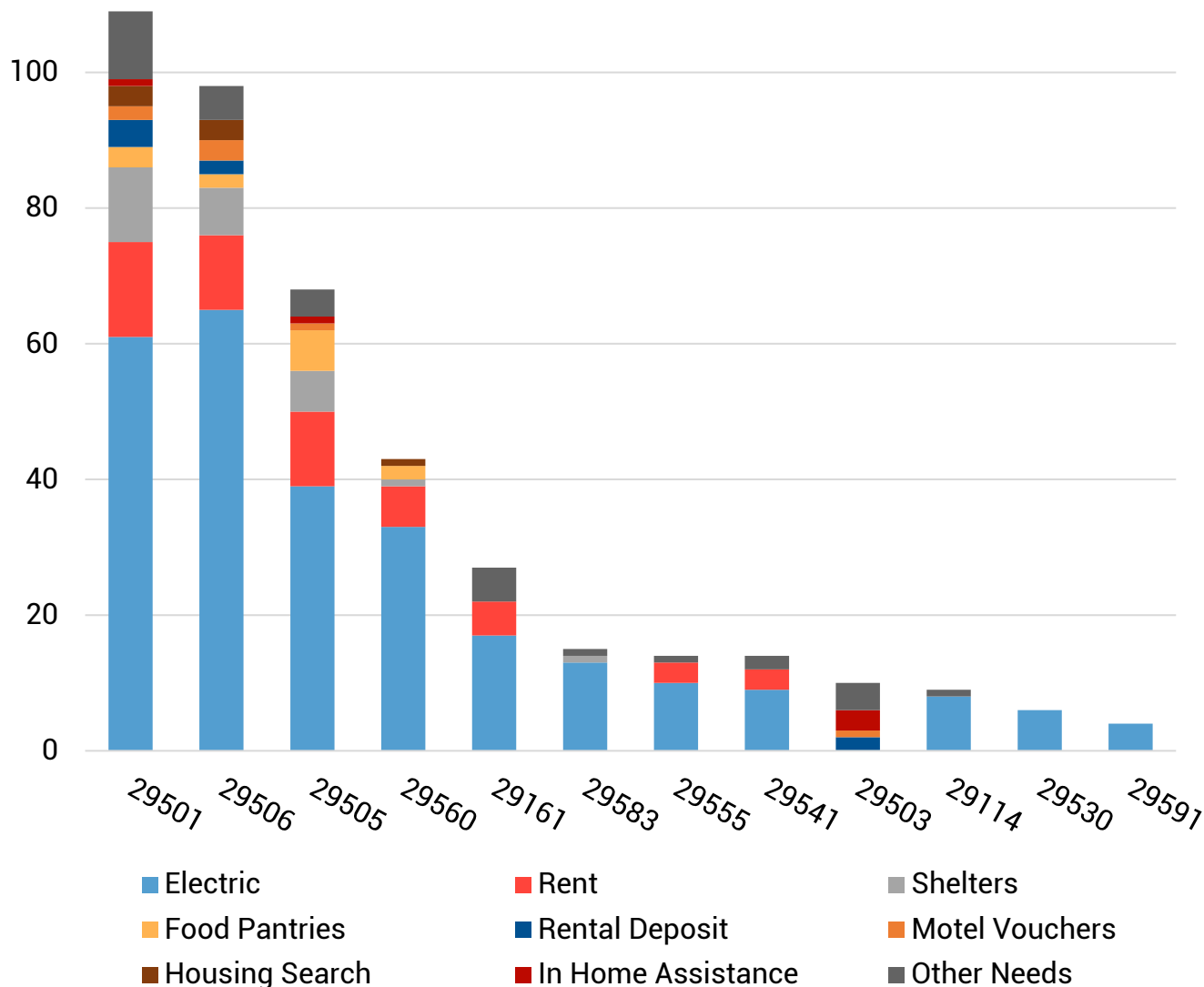
Top Food Providers	Referrals
Lighthouse Ministries	4
The Salvation Army of the Pee Dee Region	3
Greenwood Baptist Church - Food Pantry	2
Majority Baptist	2
The Manna House	2



Cities	Calls	Referrals
Florence	123	285
Lake City	22	43
Timmonsville	14	27
Pamplico	9	15
Johnsonville	8	14
Effingham	7	14
Olanta	5	9
Scranton	3	4
Coward	2	6

Florence County Zip Code Breakdown

Zip Code	Electric	Rent	Shelters	Food Pantries	Rental Deposit	Motel Vouchers	Housing Search	In Home Assistance	Other Needs	Grand Total
29501	61	14	11	3	4	2	3	1	10	109
29506	65	11	7	2	2	3	3		5	98
29505	39	11	6	6		1		1	4	68
29560	33	6	1	2			1			43
29161	17	5							5	27
29583	13		1						1	15
29555	10	3							1	14
29541	9	3							2	14
29503					2	1		3	4	10
29114	8								1	9
29530	6									6
29591	4									4
Grand Total	265	53	26	13	8	7	7	5	33	417



Florence County – All Referrals



Need Description	Referrals
Electric Assistance	265
Rent Assistance	53
Shelters	26
Food Pantries	13
Rental Deposit Assistance	8
Homeless Motel Vouchers	7
Housing Search	7
In Home Assistance	5
Water Assistance	5
Mortgage Assistance	5
Temporary Financial Assistance	4
Public Housing	3
Food Stamps/SNAP	3
Rapid Re-Housing Programs	2
Administrative Entities	1
General Clothing Provision	1
Social Security Retirement Benefits	1
Aging and Disability Resource Centers	1
Internet Service Payment Assistance	1
Homelessness Prevention Programs	1
Tax Information	1
Weatherization Programs	1
General Legal Aid	1
Child Care Expense Assistance	1
Prescription Expense Assistance	1